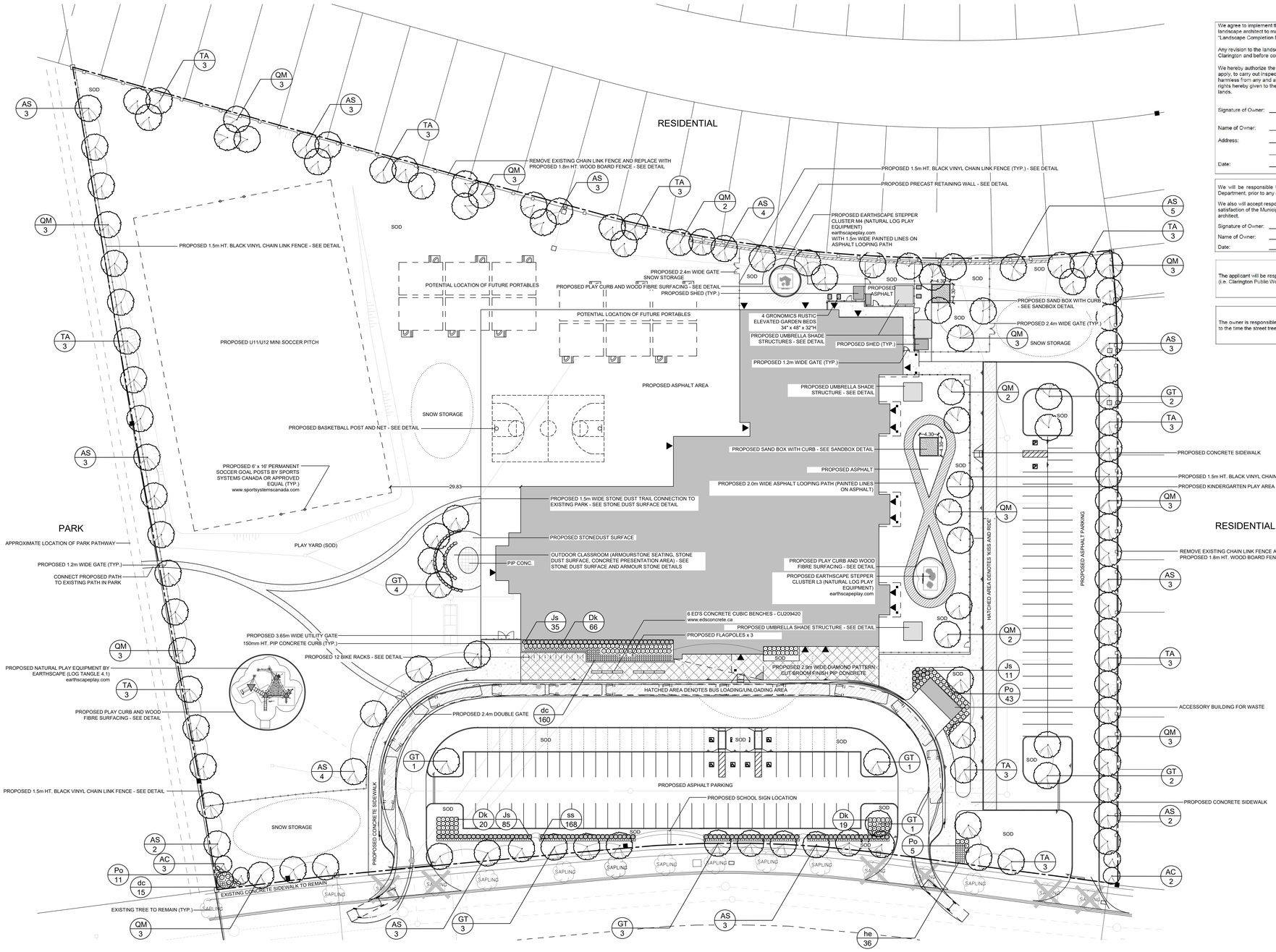

We agree to implement the approved landscape plans within 18 months after the execution of Site Plan Agreement and will retain a landscape architect to make periodic site inspections and on completion of the landscape works, we will forward to you a copy of the "Landscape Completion Notification Certificate" from the landscape architect.

Any revision to the landscape plans will be submitted to the Department of Planning and Development of the Municipality of Clarington and before commencement of the works, for review and approval.

We hereby authorize the Municipality, its authorized agents, servants or employees to enter upon our land to which these drawings apply, to carry out inspections from time to time and agree to indemnify the Municipality and its authorized agents and save them harmless from any and all actions arising out of the exercise by the Municipality, its authorized agents, servants or employees of the rights hereby given to them. And we further undertake to notify the Municipality forthwith of any change of ownership of the said lands.

Signature of Owner: _____

Name of Owner: _____

Address: _____

Date: _____

We will be responsible to give a minimum one (1) week written notice to the Operations Superintendent, Community Services Department, prior to any construction within or adjacent to the park.

We also will accept responsibility to make the necessary repairs incurred by the construction of the project, to the public lands, to the satisfaction of the Municipality prior to the issuance of the "Landscape Completion Notification Certificate" from the landscape architect.

Signature of Owner: _____

Name of Owner: _____

Date: _____

The applicant will be responsible to acquire the necessary approvals from the utility companies and the responsible road authority (i.e. Clarington Public Works Department) prior to the installation of the landscape works on the municipal boulevard.

The owner is responsible to give a minimum of five (5) days notice to the Municipality of Clarington Public Works Departments, prior to the time the street tree(s) are being relocated, for the installation of the driveway.

Kawartha Pine Ridge District School Board

Infrastructure Ontario

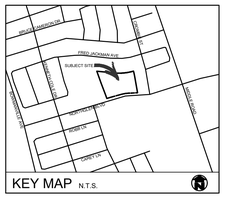

Hill Design Studio
226-686-0700 www.hilldesign.ca

No.	Revision	Date
3	Issued for SPA	APR 18, 2023
2	Issued for 50% CD	APR 05, 2023
1	Issued for 100% DD	JAN 27, 2023

Orientation

PROJECT NORTH

PRELIMINARY For Discussion Purposes Only

All dimensions to be checked and verified on the job by the Contractor. Any discrepancies are to be reported to the Consultant prior to action. Only the latest approved drawings to be used for construction in conformance with all applicable codes, by-laws and regulations. All drawings remain the property of the Consultant.

© Copyright Reserved:
These drawings and all that is represented herein are the exclusive property of Salter Pilon Architecture Inc.
They may not be used or reproduced without written permission from Salter Pilon Architecture Inc.

PLANT MATERIAL LIST

KEY	QUANT.	BOTANICAL NAME	COMMON NAME	SIZE	COND.
AC	5	Amelanchier canadensis (Tree form)	Serviceberry (Tree form)	60mm cal.	W.B.
AS	41	Acer saccharum Autumn Fest	Autumn Fest Sugar Maple	70mm cal.	W.B.
GT	17	Gleditsia triacanthos var. inermis	Thornless honeylocust	70mm cal.	W.B.
QM	33	Quercus macrocarpa	Bur Oak	70mm cal.	W.B.
TA	31	Tilia americana	Basswood	70mm cal.	W.B.
Dk	105	Diervilla lonicera 'Kodiak Orange'	Kodiak Orange Bush Honeysuckle	60cm, 3 gal.	Pot
Po	59	Physocarpus opulifolius 'Dart's Gold'	Dart's Gold Ninebark	60cm, 3 gal.	Pot
Js	131	Juniperus sabina	Savin Juniper	60cm, 3 gal.	Pot
cm	-	Carex morrowii 'Silver Sceptre'	Silver Scepter Sedge	1 gal.	Pot
dc	175	Deschampsia cespitosa Gold Veil	Gold Veil Tufted Hair Grass	1 gal.	Pot
he	36	Hemerocallis 'Stella d'Oro'	Stella d'Oro Daylily	1 gal.	Pot
ss	168	Schizachyrium scoparium 'The Blues'	The Blues Little Bluestem	1 gal.	Pot

All existing trees and other plants which are to remain shall be fully protected with hoarding (i.e. snow fencing) and erected beyond their "drip line" prior to the issuance of the Building Permit, to the satisfaction of the Planning and Development Department. Areas within the protective fencing shall remain undisturbed and shall not be used for the storage of building materials or equipment.

No rigging cables shall be wrapped around or installed in trees and surplus soil, equipment debris or materials shall not be placed over root systems of the trees within the protective fencing. No contaminants will be dumped or flushed where feeder roots of trees exist.

The developer or his/her agents shall take every precaution necessary to prevent damage to trees or shrubs to be retained

Where limbs or portions of trees are removed to accommodate construction work, they will be removed carefully and in accordance with accepted arboricultural practice.

Where root systems of protected trees are exposed directly adjacent to construction work or damaged by said work, they shall be trimmed neatly and the area backfilled with appropriate material to prevent desiccation.

Where necessary, the trees will be given an overall pruning to restore the balance between roots and top growth or to restore the appearance of the trees.

Trees that have died or have been damaged beyond repair, shall be removed and replaced by the owner at his own expense with trees of a similar size, species and of equal value as approved by the Director of Planning and Development. Failure to replace damaged trees to a condition satisfactory to the Municipality shall result in the Municipality exercising its right to draw down on the Letter of Credit.

If grades around trees to be protected are likely to change, the owner shall be required to take such precautions as dry welling, retaining walls and root feeding to the satisfaction of the Director of Planning and Development.

ENGINEERING OF WALL BY OTHERS

WWW.UNILOCK.COM
1-800-265-6124

NOTES:

1. SIENASTONE 500 RETAINING WALL BY UNILOCK (OR APPROVED EQUAL) COLOUR: NATURAL
2. WALL NOT TO EXCEED 1.00m.

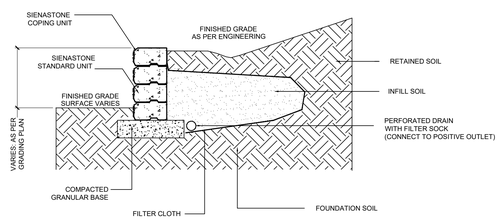

1 TYPICAL SIENASTONE PRE-CAST RETAINING WALL DETAIL
NTS

151 Ferris Lane, Suite 400 Barrie, Ontario L4M 6C1
salterpilon.com t: 705.737.3530

Project Information

Northglen Neighbourhood Elementary School

140 Northglen Boulevard

For

Kawartha Pine Ridge District School Board

Drawing Title

Landscape Plan

Date	Project No	Drawing No
APR 18, 2023	2022-79	L1
Drawn by DPV/AWH		
Scale 1:400		

TREEGATOR:

INSTALL TREEGATOR ORIGINAL SLOW RELEASE WATERING BAG ON ALL CALIPER DECIDUOUS TREES. SEE MANUFACTURERS DETAIL FOR SPECIFICATIONS AND DIRECTIONS.

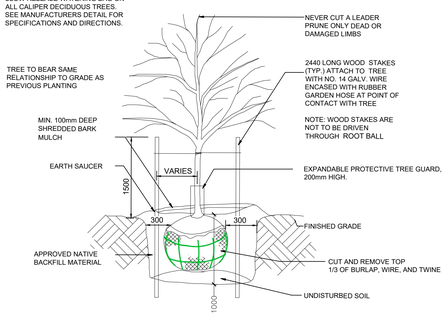

1 DECIDUOUS TREE PLANTING DETAIL
NTS

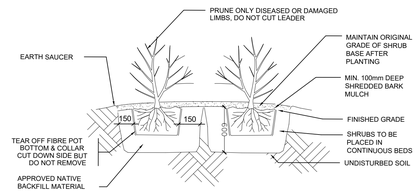

2 SHRUB PLANTING DETAIL
NTS

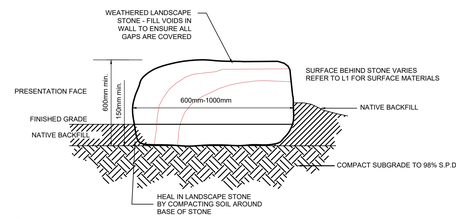

3 ARMOUR STONE DETAIL
NTS

BIKE RACK BY MAGLIN
(OR APPROVED EQUAL)
T 1-800-716-5506
F 1-877-260-9393
WWW.MAGLIN.COM
SALES@MAGLIN.COM

SPECIFICATIONS:
MODEL: MBR502
FINISH: BLACK POWDER COAT
OPTIONS: NONE
INSTALLATION: SURFACE MOUNT

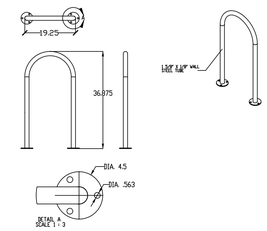

4 BIKE RACK DETAIL
NTS

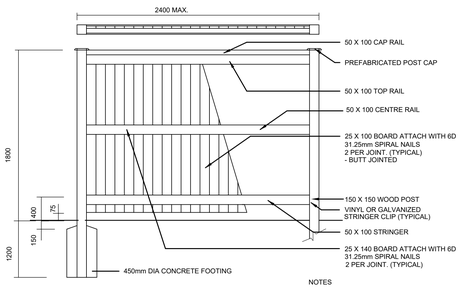

NOTES
1. ALL CONSTRUCTION TO BE OF PRESSURE TREATED PINE
2. ALL HARDWARE TO BE GALVANIZED
3. ALL DIMENSIONS IN MILLIMETRES
4. ALL PRESSURE TREATED CUTS TO BE DRESSED WITH COPPER NAPHANATE

5 1.8m HIGH WOOD BOARD FENCE DETAIL
NTS

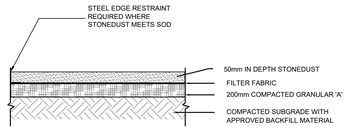

6 STONEDUST SURFACING
NTS

NOTE: ALL HARDWARE TO BE POWDER COATED BLACK

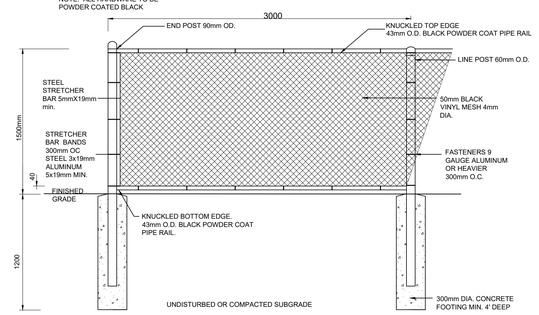

7 1.5m HT. BLACK VINYL CHAIN LINK FENCE
NTS

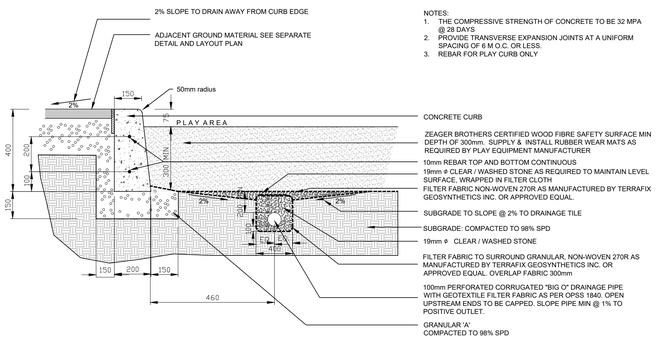

NOTES:
1. THE COMPRESSIVE STRENGTH OF CONCRETE TO BE 32 MPA @ 28 DAYS.
2. PROVIDE TRANSVERSE EXPANSION JOINTS AT A UNIFORM SPACING OF 6 M O.C. OR LESS.
3. REBAR FOR PLAY CURB ONLY

8 CONCRETE CURB PLAY EDGE WITH DRAINAGE TILE AND ENGINEERED WOOD FIBER DETAIL
NTS

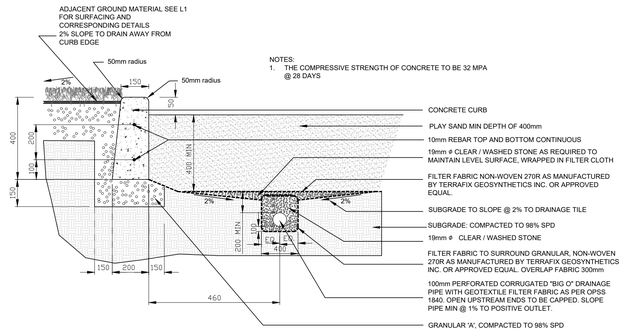

NOTES:
1. THE COMPRESSIVE STRENGTH OF CONCRETE TO BE 32 MPA @ 28 DAYS

9 SANDBOX DETAIL
NTS

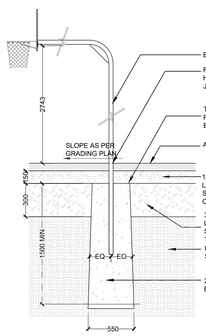

OFFSET GOOSENECK POST WHITE BACKBOARD DOUBLE RIM BASKETBALL NET MODEL 2O3SS BY GAMETIME OR APPROVED EQUAL

NOTES:
1. DO NOT PLACE TOPSOIL TO EDGE OF ASPHALT FOR A PERIOD OF 48 HOURS
2. EDGE TREATMENT OF ASPHALT TO BE WELL TAMPED @ 45° ANGLE WITH A UNIFORMLY STRAIGHT EDGE.
3. REFER TO DETAILS (THIS PAGE): BASKETBALL COURT LAYOUT

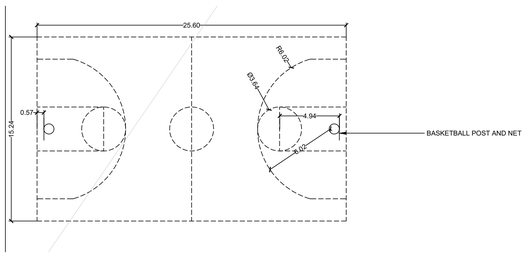

BASKETBALL COURT LAYOUT PLAN 1:200

10 BASKETBALL DETAIL
NTS

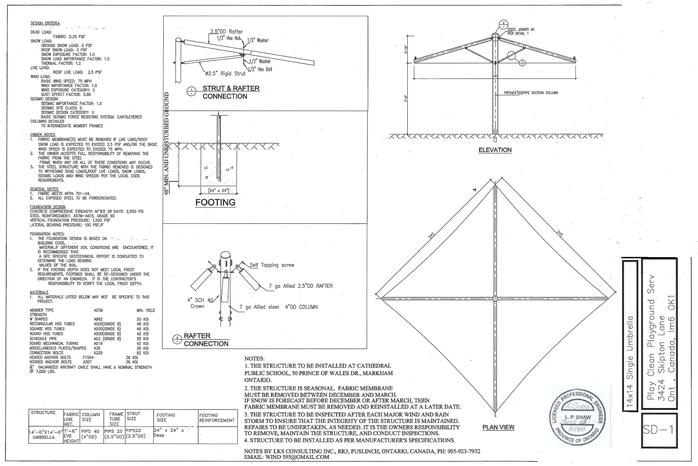

STRUCTURE	FABRIC LINE SIZE	COLUMN SIZE	FRAME TUBE SIZE	STRUT SIZE	FOOTING SIZE	FOOTING REINFORCEMENT
4'-0"x14'-4"x7'-4" UMBRELLA	1/8" HEX BOLT	PIPE 40 (4"OD)	PIPE 20 (2.5"OD)	PIPE20 (2.5"OD)	24" x 24" x 7' Deep	-

11 UMBRELLA SHADE STRUCTURE DETAIL
NTS

KPR
Kawartha Pine Ridge District School Board

Infrastructure Ontario

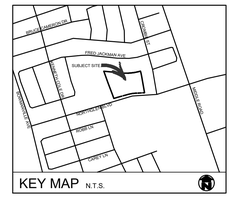

Hill Design Studio
226-686-0700 www.hilldesign.ca

No.	Revision	Date
3	Issued for SPA	APR 18, 2023
2	Issued for 50% CD	APR 03, 2023
1	Issued for 100% DD	JAN 24, 2023

Orientation | Seal

PRELIMINARY For Discussion Purposes Only

All dimensions to be checked and verified on the job by the Contractor. Any discrepancies are to be reported to the Consultant prior to action. Only the latest approved drawings to be used for construction in conformance with all applicable codes, by-laws and regulations. All drawings remain the property of the Consultant.

© Copyright Reserved:
These drawings and all that is represented herein are the exclusive property of Salter Pilon Architecture Inc.
They may not be used or reproduced without written permission from Salter Pilon Architecture Inc.

151 Ferris Lane, Suite 400 Barrie, Ontario L4M 6C1
salterpilon.com t: 705.737.3530

Project Information
Northglen Neighbourhood Elementary School
140 Northglen Boulevard

For
Kawartha Pine Ridge District School Board

Drawing Title
Landscape Details

Date	Project No	Drawing No
APR 18, 2023	2022-79	L2
Drawn by DPV/AWH		
Scale NTS		